

# **RCCSD Board Meeting**

**September 15, 2021**




# **District Report**

**September 1, 2021**

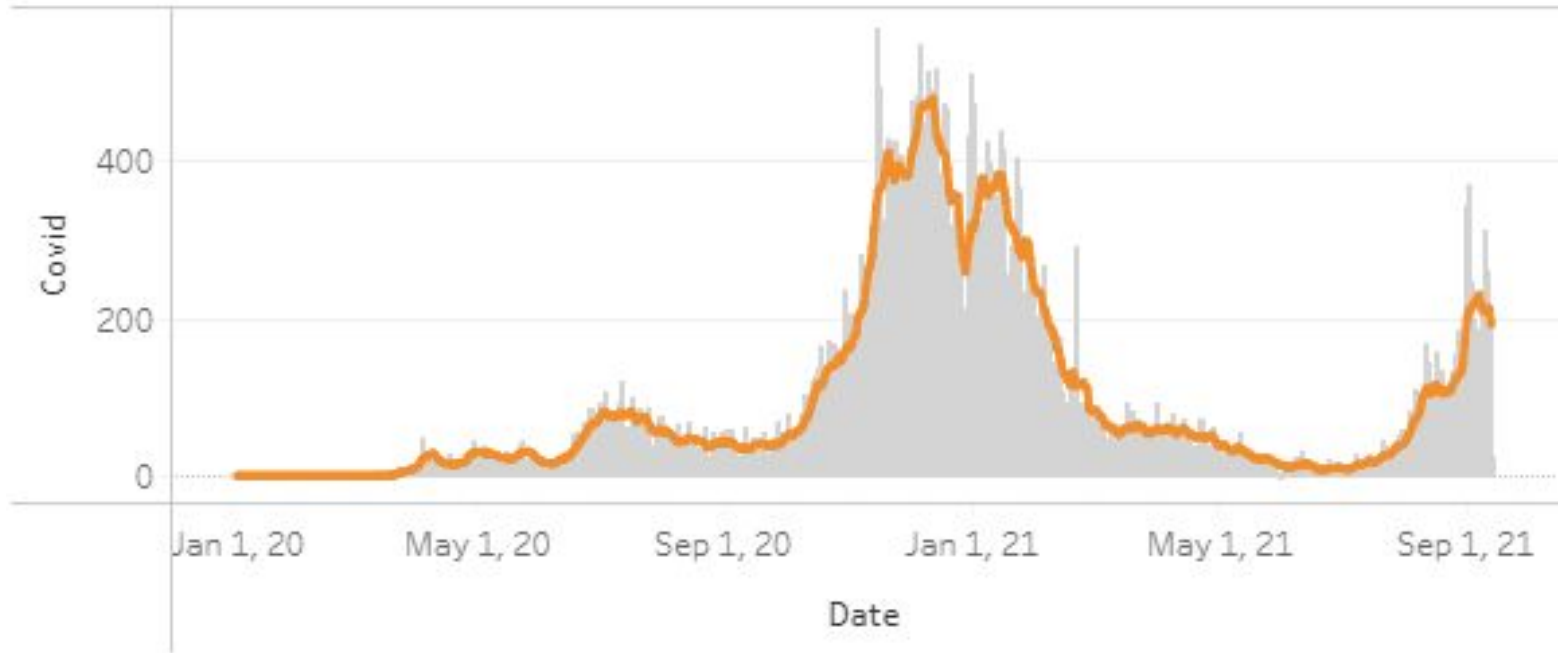


# COVID-19 Report



# COVID-19 Report

## HCPH Daily Cases

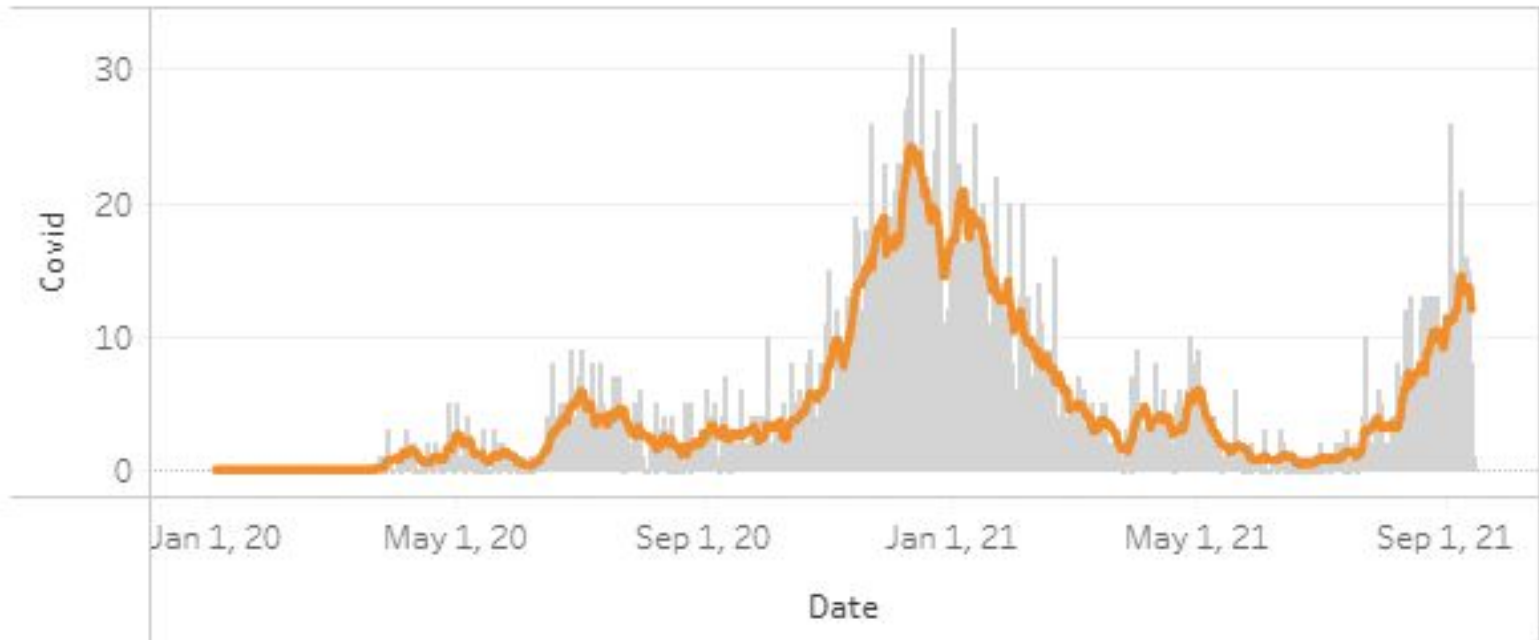


**Hamilton County**

Source: HCPH 9/14 <https://www.hamiltoncountyhealth.org/>

# COVID-19 Report

## HCPH Daily Cases




**Zip Code 45215**

Source: HCPH 9/14 <https://www.hamiltoncountyhealth.org/>

# COVID-19 Report

Hamilton County	8/13	8/20	8/27	9/3	9/10
Cases	**	4700	5300	6200	7500
Active Cases Per Day (7 day avg)	157	**	200	314	375
Positivity Rate	7.7%	8.9 - rising	9.4	10%	12%
Positivity Rate 12-17 year olds	**	13.8%	13.7%	**	**
Reproductive Rate	1.42	Approaching 1	1.03	1.42	0.94
COVID patients in hospital	216	306	353	413	528
COVID patients ICU	58	94	116	113	151
COVID patients on ventilator	27	**	**	96	120
COVID patients - Children's hospital	12	**	6	**	**
Vaccination % (eligible)	62%	64%	64%	**	65%
Breakthrough Cases - Ohio	**	1.9%	2.06%	2.54%	**
Breakthrough Cases resulting in death	**	0.97%	**	1.12%	**
** Data not provided during weekly update					



Source: Weekly Superintendent meeting with HCPH and Dr. Feagins

# COVID-19 District Report


Reading Community City School District COVID-19 Date Update

August 26, 2021 – September 1, 2021

	Elementary	Jr/Sr High	District Totals
Staff	2 # of confirmed first hand positive cases of COVID-ID	0 # of confirmed first hand positive cases of COVID-ID	2 # of confirmed first hand positive cases of COVID-ID
Staff	9 # of confirmed close contact cases*	0 # of confirmed close contact cases*	9 # of confirmed close contact cases*
Student	11 # of confirmed first hand positive cases of COVID-ID	5 # of confirmed first hand positive cases of COVID-ID	16 # of confirmed first hand positive cases of COVID-ID
Student	68 # of quarantines	56 # of quarantines	124 # of quarantines

\*Staff members are considered essential workers and are not required to quarantine but required to wear a mask.

**\*\*Approximately 90% of reported quarantine cases are a result of school exposure**



# COVID-19 District Report

Reading Community City School District COVID-19 Date Update  
September 2, 2021 – September 8, 2021

	Elementary	Jr/Sr High	District Totals
<b>Staff</b>	<b>2</b> # of confirmed first hand positive cases of COVID-ID	<b>0</b> # of confirmed first hand positive cases of COVID-ID	<b>2</b> # of confirmed first hand positive cases of COVID-ID
<b>Staff</b>	<b>1</b> # of confirmed close contact cases*	<b>0</b> # of confirmed close contact cases*	<b>1</b> # of confirmed close contact cases*
<b>Student</b>	<b>8</b> # of confirmed first hand positive cases of COVID-ID	<b>9</b> # of confirmed first hand positive cases of COVID-ID	<b>17</b> # of confirmed first hand positive cases of COVID-ID
<b>Student</b>	<b>73</b> # of quarantines	<b>88</b> # of quarantines	<b>161</b> # of quarantines

\*Staff members are considered essential workers and are not required to quarantine but required to wear a mask.





# COVID-19 District Report

## Reading Community City School District COVID-19 Date Update

September 9, 2021 – September 15, 2021

	Elementary	Jr/Sr High	District Totals
<b>Staff</b>	<b>1</b> # of confirmed first hand positive cases of COVID-ID	<b>0</b> # of confirmed first hand positive cases of COVID-ID	<b>1</b> # of confirmed first hand positive cases of COVID-ID
<b>Staff</b>	<b>0</b> # of confirmed close contact cases*	<b>0</b> # of confirmed close contact cases*	<b>0</b> # of confirmed close contact cases*
<b>Student</b>	<b>4</b> # of confirmed first hand positive cases of COVID-ID	<b>8</b> # of confirmed first hand positive cases of COVID-ID	<b>12</b> # of confirmed first hand positive cases of COVID-ID
<b>Student</b>	<b>39</b> # of quarantines	<b>40</b> # of quarantines	<b>79</b> # of quarantines

\*Staff members are considered essential workers and are not required to quarantine but required to wear a mask.


Classroom - 49

Cafeteria - 16

Athletics - 15

Home/Community - 4

\*\*\*Data includes cases and quarantines reported prior to Sept. 7 mask requirement




# COVID-19 District Report

## Quarantines Since September 7 Mask Requirement


13 Close Contacts/Quarantines

- Classroom Exposures - 0
- Lunch Exposures - 11
- Family/Outside of School Exposures - 2



# District Attendance Report 9/2-9/14


	9/2	9/3	9/7	9/8	9/9	9/10	9/13	9/14
<b>Reading Primary</b>								
TOTAL	59	66	38	49	32	58	37	36
Medical	23	25	18	18	21	19	13	18
Quarantine	14	8	9	21	2	19	8	7
Other	22	33	11	10	9	20	16	11
<b>Reading Intermediate</b>								
TOTAL	98	69	70	50	51	48	34	36
Medical	24	27	26	20	22	19	13	18
Quarantine	46	8	8	22	20	19	8	7
Other	28	34	36	8	9	10	13	11
<b>ELEMENTARY TOTAL</b>	<b>157</b>	<b>135</b>	<b>108</b>	<b>99</b>	<b>83</b>	<b>106</b>	<b>71</b>	<b>72</b>
<b>Reading Jr/Sr High</b>								
Medical	48	55	56	49	57	44	31	43
Quarantine	49	45	43	38	34	31	11	13
Other	55	67	50	53	54	55	42	49
<b>JR/SR HIGH TOTAL</b>	<b>152</b>	<b>167</b>	<b>149</b>	<b>140</b>	<b>145</b>	<b>130</b>	<b>84</b>	<b>105</b>
<b>DISTRICT TOTALS</b>	<b>309</b>	<b>302</b>	<b>257</b>	<b>239</b>	<b>228</b>	<b>236</b>	<b>155</b>	<b>177</b>



# Ohio Children's Hospital Association

## *September 14 - Meeting with regional directors, state superintendents, and Governor DeWine*

- Highest inpatient, ICU admittance, ventilators seen during pandemic
- Hospitals, clinics, emergency departments, urgent care facilities overrun
- COVID-19 predominant, other respiratory viruses not typically in season are overwhelming facilities
- Positivity rates and numbers increasing
- Increased child sickness = increased staffing shortages to take care of their own kids
- Phrases used by regional directors:
  - “Overwhelmed”
  - “Scared”
  - “Record Numbers”
  - “Unprecedented”
  - “Breaking Point”
  - “In Crisis”




# Ohio Children's Hospital Association

*September 14 - Meeting with regional directors, state superintendents, and Governor DeWine; Press conference at 3:00 followed*

## Ohio Data Provided:

- 29,823 school aged kids with confirmed or probable diagnosis since 8/15
- Cases increased 198% from 8/15-9/4
- AAP reports 240% increase nationally since early July
- Cases increasing for school-age children at twice the rate of the rest of the population; 44% increase in kids and 17% increase in the rest of the population in Ohio
- 8/21-9/4: 909 cases per 100,000 in school-aged children vs 561 cases per 100,000 in the rest of the population
- 16 days with highest number of cases in children throughout the pandemic have been in the last 19 days



# Ohio Children's Hospital Association



Ohio Children's Hospital Association

Saving, protecting and enhancing children's lives

## Please Help Us Protect Our Children: *An Open Letter to All Ohioans*

### We need your help.

- More kids are coming into our hospitals with COVID symptoms.
- More kids are being hospitalized because of COVID and specifically the Delta variant.
- More kids are in the ICU with COVID than ever before.
- Other respiratory illnesses like RSV are at levels that we usually don't experience until peak season in winter.
- More kids are coming to our hospitals with mental and behavioral health issues.
- Our workforce, which faced staffing challenges prior to COVID, is being strained at unprecedented levels.

This is reality for us today. And it's threatening the capacity of our pediatric safety net in ways we have never experienced before.

### We are asking and urging all Ohioans to do what you can to stand with us to help protect our state's children by using the tools that we have, including:

- ✓ If you are eligible, please get vaccinated.
- ✓ Please wear a mask, particularly during school and while attending large gatherings.
- ✓ Please adhere to proven safe practices of physical distancing and hand washing.

### Together, we can keep our children safer. They need us to each do our part. They need us now.

Joan Washburn  
Chair, OCHA Board of Directors  
President & CEO, Akron Children's Hospital


Michael Fisher  
President & CEO, Cincinnati Children's

Deborah Feldman  
President & CEO, Dayton Children's

Tim Robinson  
CEO, Nationwide Children's

Dawn Buskey  
President, ProMedica Russell J. Ebeid Children's Hospital

Patricia DePompei, RN, MSN  
President, UH/Rainbow Babies & Children's Hospital




# ESSER Funding - Review and District Plan



# ESSER Funding - Funds have been spent

Federal Relief Grants	Award Date	Usage	Funds	Funds Spent
CRF - URBAN	November 2020	Used for Personal Protective Equipment	\$65,810	Funds Exhausted
Hamilton Co. - CAREs Act (507-9121)	August 2020	Offset cost of Chromebooks	\$76,150	Funds Exhausted
BroadBand Connectivity	September 2020	T-Mobile - Network Connecting	\$20,000*	Funds Exhausted ~\$11,000





# ESSER Remaining Funds

Federal Relief Grants	Award Date	Usage	Funds	Funds Spent
ESSER - I (507-9021)	May 2020	COVID Cleaning , Supplies, & Clinical Clerical Aide, <b>GERMStop</b> , <b>additional COVID Cleaning FY22</b>	\$357,303	\$283,818
ESSER - II (507-9221)	February 2021 Spend by end of FY22	Supplant Remote Teacher salaries and benefits, K-8 Summer Learning, <b>Classroom Supervisor, Wellness Teacher K-8</b>	\$1,400,624	\$1,105,507
ESSER - III (507-9321)	Approved September 2021	Summer Learning Jump Start, Academic Enrichment Intervention- English & Math, Curriculum resources/programming, and Technology, Credit Recovery	\$3,147,839	Funds available through FY2024



